

CIBI E

CIBI E

CIBI E

CIBI E



Valeo

an activity of

Welcome to the light world of CIBIE. Throughout this catalog we will be giving you basic tips on cost, styling, beam patterns, performance and ease of installation.

When trying to decide which CIBIE lights are best for you, all these factors should be considered. In the end, it's really the kind of driving you do that's most important. That determines which light is right for you.

Take a look at our quartz halogen headlights. They'll give you the most light for the least amount of money, and they're the simplest to install.

If you drive in bad weather or are accustomed to high speed open road motoring, you'll appreciate the added visibility of auxiliary fog or driving lamps. They can be used with your headlights, or by themselves, as conditions demand.

If you really want to go all out, for instance racing, you'll need lighting versatility. That means a balanced combination of CIBIE headlights and auxiliary lamps.

Whatever your choice, you'll discover CIBIE lights give more than great visibility, safety and comfort. They're a turned on experience.

Whether you're taking the kids to the movies, trying to squeeze those last few miles out of your vacation trip, or taking the checkered flag at Daytona, CIBIE delivers a real adventure in night driving.

Besides, it's fun to drive with the world's best lights . . . CIBIE.



It's easy to say you're the best. It's another thing to prove it. CIBIE has proven its claim in every arena — test lab, road test, and race track.

CIBIE performance cannot be matched. Quality makes the difference, giving CIBIE a clear edge over other lights, every step of the way.

Every CIBIE lamp is made to the most exacting specifications to achieve the most in outstanding performance. CIBIE employs the highest technology to guarantee the finest result.

- Top quality materials are used.
- The light source in CIBIE lamps are halogen cycle bulbs, the brightest, most efficient, long lasting bulbs available.
- The mirror reflectors are precision stamped metal, struck as many as five times for accuracy, finished with vaporized aluminum, then highly polished for maximum light gathering and reproduction.
- Molded from the finest lead crystal, with the same precision as corrective eyeglasses, the lenses, which control

the light beam, are computer designed to specific performance prescriptions, then laser tested for accuracy.

- Axial filaments (running along the axis of the lamps) afford CIBIE lamps dramatic advantages over cheap lamps with transverse filaments (running across the axis of the lamps). With axial filaments: all available light is used; light control is increased to improve aiming potential, glare is eliminated.
- Unique heat compensating bulb holders guarantee exact filament alignment at all times.
- Shock resistant housings protect the balance between bulb, reflector and lens crucial to optimum light output.
- Fully adjustable mounting hardware allows the greatest flexibility in installing lamps and directing light.
- Fog lamp lenses can be inverted for under bumper installations at the turn of two screws.
- Paint, lacquer and plating baths insure long term corrosion resistance.

The end result is CIBIE quality performance — performance necessary for winding mountain roads, long stretches of open highway, or professional rally or off road courses; performance proven at LeMans, Sebring, Monte Carlo and Baja; performance that guarantees the driver the utmost in safety and comfort by helping him see better — whatever the road or weather conditions.



Performance

Lighting performance depends on more than a bright bulb. That's important, but it's only the beginning.

For effective, useable light, all the components of a lamp must work together like a team.

All the light in the world is no good if it's not directed where you need it, when you need it.*

Consider trying to drive by the light of a movie projector, for example. Despite its fantastic light output, its beam pattern is totally useless as a driving lamp.

Beam pattern is the shape of the light as it's projected from a lamp. Since different beam patterns allow you to see different things, beam pattern is the most important thing to consider

when selecting your lamps.

A beam pattern is achieved by the harmony of bulb, reflector and lens. The bulb provides the light source. The reflector gathers the light. And the lens directs the light.

In the case of every CIBIE lamp, the lens directs the light to meet a specific performance prescription. Designed by computers, and tested by laser beams, each lens uses an intricate prism configuration — we call it "fluting" — to bend light to an exact purpose.

The result is the same precision as an eyeglass prescription. Unparalleled optical accuracy. True lighting performance.

How do you know which CIBIE beam

pattern and lamp is right for you?

We've put it all together in this handy comparison table.

*See Discussion of Candlepower page 4



| BEAM PATTERN | BEAM SHAPE (High Intensity Zone) | APPEARANCE OF BEAM AS SHINED ON A WALL | APPEARANCE OF BEAM AS PROJECTED ON THE ROADWAY | WHEN BEAM SHOULD BE USED | APPLIES TO CIBIE |
|-------------------------------------|---------------------------------------|--|--|--|---|
| FOG BEAM* | symmetrical, wide angle, flat | | | Flat beam cutoff prevents back glare in fog, rain, snow and dust. 180° wide angle beams also provide excellent cornering light in clear weather. | fog lamps |
| LOW BEAM (European Code Head-Light) | asymmetrical wide angle | | | When driving at reduced speeds in traffic congested areas. | H4 headlights |
| LOW BEAM (BOBI, "Z Beam" Headlight) | asymmetrical wide angle "backwards Z" | | | When driving at reduced speeds in traffic congested areas when maximum low beam effectiveness is required. | BOBI "Z Beam" |
| HIGH BEAM (Except H1 Headlight) | elliptical | | | Normal open road monitoring; no opposing traffic. | H4 and "Z Beam" headlights |
| DRIVING BEAM | oval | | | Used along with high beam headlights. Provides additional forward and lateral illumination for normal open road motoring, no opposing traffic. | Series 45, 175, 180, 200, Oscar+ Driving Lamps 4 x 6 H1 H/L |
| DRIVING BEAM | bow tie (double fan) | | | Same as above but has slightly more width immediately in front of the vehicle. | Series 951, 195, 275 Driving Lamps |
| PENCIL BEAM | conical, spot | | | Extremely long range penetrating beam for high speed driving, racing, rallying and off-road applications. | Series 180, 200 Pencil; Series 35 and "Bioscar" driving, 5 3/4" H1 Headlight. |

*A fog lamp is determined by its beam pattern and not by the color of its lens. Clear lenses pass up to 15% more light and are recommended for maximum performance. Amber lenses, however, are most effective for glare reduction and depth perception.

CIBIE Approvals

Fog Lamps: CIBIE fog lamps conform to SAE Recommended Practice J583c and are approved for street use in all 50 states.

Driving Lamps: CIBIE driving lamps conform to SAE Recommended Practice J591b and are approved for use as auxiliary spot lamps in states that require approval.

CIBIE fog and driving lamps are also approved for off-road and motorsports applications in all states including California.

Headlights: CIBIE headlights numbered as follow comply with FMVSS 108 for street use in motorcycles:
 46-28-02, 57-28-02, 70-34-02, 76-28-02
 The following CIBIE headlights are not approved for street use in motor vehicles, and must be restricted to off-road and motorsports applications:
 46-30-02, 57-30-02, 70-28-02

Specifications: In an attempt to continually improve our products, we reserve the right to change specifications or discontinue models without notice or obligation.

Parts Availability: Replacement parts for CIBIE lights are stocked by the importer and can be ordered by an authorized CIBIE outlet.

CIBIE BOBI* headlights are approved for street use by automobiles in all 50 states.



The Trouble With Candlepower

Manufacturers that advertise candlepower ratings don't understand them or don't think that you are intelligent enough to understand them.

In the first place, there are no standards for measuring candlepower. No one has determined whether to take the measurement at six inches or six feet. A measurement at six inches would be much greater than one at six feet. Without a standard, the rating is meaningless.

More importantly, candlepower does not rate a complete lamp, merely the light source. Our discussion of beam pattern shows that a lamp cannot be

judged by just the bulb.

A comparison of a quality fog lamp with a driving lamp the same size and shape will demonstrate this point.

A fog lamp projects a horizontal beam with a spread of 160° and forward illumination of 350 to 500 feet.

A driving lamp projects a very narrow beam with a spread of only 8° vertical and horizontal, with useable light perhaps over a mile.

The fact is that the bulb and reflector are the same so the amount of light being emitted by both lamps is identical.

However, the candlepower rating, taken at any distance, would appear to be very different.



Standard Headlight Beam



CIBIE Headlight Beam



Driving Beam — long distance, where you need light at high speeds with no opposing traffic.



Fog Beam — wide and low, where you need light without glare in fog, dust, rain, or snow.

Halogen Bulbs

Advantages of Halogen

Brightness:

Only high-quality glass bulbs filled with halogen gas can withstand the intense filament temperatures needed for maximum brightness.

Efficiency:

Halogen bulbs emit much more light from the same current consumption.

Long Life - Constant Intensity:

Halogen gas redeposits burned tungsten particles on the filament, not on the glass. Filament remains strong, lasts longer. Glass does not blacken; light output is constant.

Reduced Eyestrain:

Halogen light is evenly distributed and white, not yellow. It's easier on your eyes. Night adaptation is quicker. Driving is safer, more comfortable.

Ease of Use and Replacement

Standard halogen bulbs are used in CIBIE Lamps. That makes stocking for you and replacement for your customer extra easy.

Bulb Life

The life expectancy of quartz halogen bulbs is greater than that of conventional bulbs when supplied with a constant voltage through clean, solid, low resistance connections. Since most electrical systems produce momentary power surges at the instant the engine is started, it is imperative that you avoid starting the engine while the lamps are lighted, especially in cold weather. While excess voltage is generally recognized as the prime killer of quartz bulbs, low voltage is equally damaging as it does not permit the bulb to attain the operating temperature necessary for the halogen re-cycle to occur.


Handling the Bulb

When handling the bulb, exercise extreme caution to **avoid touching the glass portion of the bulb**. The greasy film deposited by your fingers will form a hot spot on the glass which results in premature bulb failure. Should you accidentally handle the glass envelope, clean it thoroughly with alcohol and cotton before lighting the bulb.

Caution

Overtightening the lens retaining ring will place extreme stress on the glass. Vibration and temperature variations combined with this stress can cause the lens to crack.

Any attempt to "seal" the headlight boot with tape, glue or similar adhesive will prevent normal condensation from evaporating resulting in corrosion damage to the reflector.



H3 Bulb

H4 Bulb

H2 Bulb

H1 Bulb

Bulb Selection Guide and Electrical Specifications

Standard Equipment Bulbs

| Bulb Type | Watts | Amps | | Part No. | |
|-----------|-------|---------|---------|----------|----------|
| | | 12V. | 6V. | 12V. | 6V. |
| H1 | 55 | 4.2 | 8.7 | 01-41-02 | 01-41-01 |
| H2 | 55 | 4.2 | 8.7 | 01-42-02 | 01-42-01 |
| H3 | 55 | 4.2 | 8.7 | 01-43-02 | 01-43-01 |
| H4 | 55/60 | 4.2/4.5 | 8.7/9.5 | 01-44-02 | 01-44-01 |

Optional /Speciality Bulbs

| Bulb Type | Watts | | Amps | | Part No. | |
|-----------|--------|-------|------|---------|----------|----------|
| | 12V. | 24V. | 12V. | 24V. | 12V. | 24V. |
| H1 | 100 | 70 | 7.6 | 2.5 | 01-41-03 | 01-41-04 |
| H2 | 100 | 70 | 7.6 | 2.5 | 01-42-03 | 01-42-04 |
| H3 | 100 | N/A | 7.6 | N/A | 01-43-03 | N/A |
| H4 | 80/100 | 70/75 | 7.6 | 2.5/2.7 | 01-44-03 | 01-44-04 |

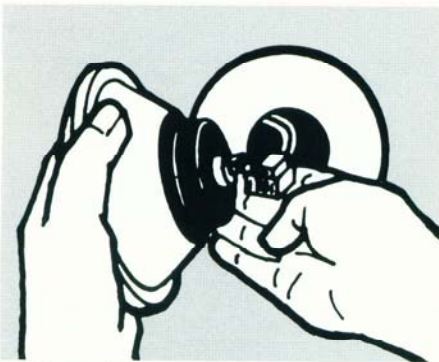
NOTE: 100 Watt bulbs should be restricted to motorsports and off-road applications. Use of 100 Watt bulbs voids warranty.

TROUBLESHOOTING TIPS

- If bulb will not light,**
there is an open connection internally — covered by warranty.
- If bulb turns white,**
there is an air leak — covered by warranty.
- If a bulb fails and there is a break in the filament without a puddle or knob at the end of the break,**
bulb was subjected to severe vibration — not covered by warranty.
- If bulb turns grey,**
it has failed due to low voltage because you have a bad connection or corrosion somewhere in your wiring — not covered by warranty.
- If the glass has a blister,**
it has been touched and grease residue has caused it to overheat — not covered by warranty.
- If the filament is broken, but worn thin,**
the bulb is worn out — not covered by warranty.
- If the bulb has a very blue looking base with a grey glass envelope,**
the bulb holder in the lamp is not exerting enough pressure and must be replaced. You can not bend the supports at this point because the temper is gone from them.



All CIBIE headlights are available in individual cartons. BOBI*s are available in convenient two-paks.



CIBIE Headlights install in minutes with no special tools. Just plug 'em in, light 'em up . . . everthing's in sight.

Hermetically Sealed—lens to reflector. Completely seals interior of lamp.

Glass Balloon—sealed to reflector. Allows bulb to be removed without danger of water or dirt damaging optics within lamp.

Dual Filament Bulb—replaceable, intensely bright halogen construction.

Metal Reflector—highly polished precision reflector vacuum coated with aluminum for optimum reflectivity.

Europtic® Lens—computer designed and laser tested. Constructed of premium quality heat treated glass for maximum clarity and durability.

Aiming Pads—allow mechanical as well as optical aiming.

CIBIE's BOBI* combines the best technology of two worlds: the performance of a European lamp with the corrosion resistance of an American sealed beam.

Reflective Ranges

Round Low Beam 1300'
Rectangular Low Beam 1400'

Round High Beam 4500'
Rectangular High Beam 4750'

Large High/Low Rectangular 200 mm and 7" Round BOBI and Motorcycle or Off-road Headlight

- STANDARD LOW BEAM 950'
- STANDARD HIGH BEAM 1250'

Round Low Beam 950' Rectangular High Beam 3250'
Rectangular Low Beam 1050' Round High Beam 3400'

Small High/Low Rectangular 4" x 6 1/2" and 5 3/4" Round Motorcycle and Off-road Headlights

- STANDARD LOW BEAM 800'
- STANDARD HIGH BEAM 1250'


High Beam Only Small Rectangular 4" x 6 1/2" and 5 3/4" Round Off-road Headlights

Rectangular High Beam 5500'
Round High Beam 6800'

Curved Face Round High Beam 8600'


- STANDARD HIGH BEAM 1250'

Headlights



PN 70-44-02
7-inch hi/lo BOBI*


PN 76-44-02
200mm hi/lo BOBI*



PN 57-28-02
5¾" hi/lo

PN 57-30-02
5¾" hi beam

PN 70-34-02
7-inch hi/lo



PN 76-28-02
200mm hi/lo

PN 46-28-02
4 x 6½" hi/lo

PN 46-30-02
4 x 6½" hi beam

In situations where headlight performance is important, the extra advantage of European style replaceable bulb headlights is immediately apparent.

In fact, by 1990, most U.S. cars will come with headlights constructed in the same manner as CIBIE lamps since 1960 — aerodynamic, with replaceable bulbs.

The performance advantage has been proven time and again, CIBIE's are the best.

A smooth homogeneous light pattern spreads over the width of the road spilling onto the shoulders.

Any hot spot is kept at a minimum so the retina of the driver's eye is not constantly focusing and refocusing between bright and dark areas.

Each light is designed so the transition from light to dark is so gradual that it appears to disappear at infinity.

The result is a far more restful and less fatiguing driving experience.

Many U.S. cars now come equipped with halogens. Don't be confused by them. Their old-fashioned sealed beam construction does not allow precision optics or the light gathering capabilities of a metal reflector.

They are not as good as CIBIE's.

CIBIE headlights are available for two and four light systems, both round and rectangular styles, in standard sizes.

Characteristics

Low Beam — broad even illumination forms a "blanket of brilliant white light." Increases driver safety and comfort. Eliminates fatigue.

High Beam — long range penetrating beam creates "Environmental Daylight" effect. Increases reaction time. Eliminates dangerous overdriving.

**HOW TO UNDERSTAND
CIBIE PART NUMBERS**

As the single most popular CIBIE lamp, the Series 35 and 135 are available in the widest range of styles and packages affording an excellent opportunity to explain our system for numbering parts.

A typical CIBIE part number contains six numbers; for instance, 35-08-02. The first two digits denote the lamp series; in this case Series 35 or 135. The second two digits indicate the lamp type whether clear driving, "08;"** clear fog, "16;" or amber fog, "20." The last two digits denote whether individual lamp or kit.


To order an individual lamp, choose the series and type lamp you want and add an "02." For instance, 35-08-02.

To order COMPLETE lamp kits, choose the series and type lamps you want, change the "02" to an "05." For instance, a 35-08-05 is a lamp kit complete with two clear driving lamps with chrome housings, two white stone shields, a relay, a switch, complete wiring and installation instructions.


Any letters that appear in a part number serve to further describe a particular lamp or kit. For instance, 35-08-02B is a Series 35 clear driving lamp with a black housing.

To order SPECIAL lamp kits, add the suffix "SP." For instance, a 35-08-05SP is a two lamp kit with switch, necessary wiring and installation instructions.


**"07" denotes amber driving available in some series for sale in Canada.



Available in individual carton or complete display pak kit.



Amber fog 35-20-02B shown
Available as 35-20-02 chrome



Available in complete display pak kit PLUS red rear fog lamp.




PN 35-01-14



Available in SPECIAL display pak two-lamp kit. Add "SP" to kit of your choice.



PN 35-01-14B



SPECIAL kits include two lamps, switch, wiring and instructions.




PN 35-01-19

PART NUMBERS

Series 35
w/black housings
Clear driving 35-08-02B
Clear fog 35-16-02B
Amber fog 35-20-02B

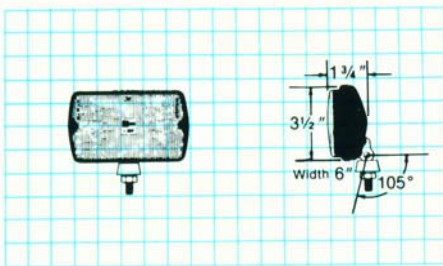
Series 135
w/chrome housings
Clear driving 35-08-02
Clear fog 35-16-02
Amber fog 35-20-02

Series 35 & 135



Clear driving 35-08-02 shown. ** Available as 35-08-02B black.

Clear fog 35-16-02B shown. Available as 35-16-02 chrome.



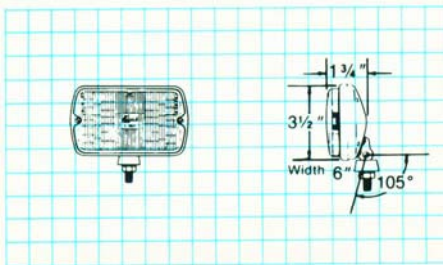
Series 35

- H2 bulb*
- Steel housing with corrosion resistant black finish
- Single lead wiring

A unique combination of superb performance and great looks. Favored by sports car and mini truck and van owners for their compact size and outstanding effectiveness. Single lead wiring simplifies installation on metal surfaces.

*Special Note: page 14

**PN 35-07-02 Amber Driving Available for Canada



Series 135

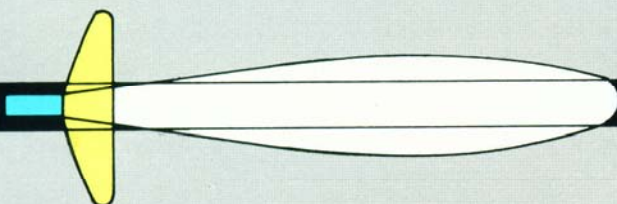
- H2 bulb*
- Metal housing with corrosion resistance chrome finish
- Dual lead wiring
- Tin-plated terminals with hypalon insulation

The next generation. The same winning combination. Improved photometrics provide 8% more light. Corrosion resistant, two lead wiring simplifies installation on plastic front ends. Inch for inch, the best performer ever designed in its size.

Fog Beam 400'

Driving Beam 4400'

Reflective Range



Indicates dimensions of beam high intensity zone only; does not represent fringe illumination capabilities.



PN-95-08-021 Clear Driving **



PN-95-20-021 Amber Fog




PN 95-01-14I Stone Shield



Available in individual carton or complete display pak kit.



PN 95-16-021 Clear Fog



- H2 bulb*
- ABS housing with black crackle finish
- Dual non-polarized stainless steel terminals

*Special Note: page 14


Tough and attractive, this lamp is the line's best buy if you consider cost vs. performance. Great looking and non-corroding 18% glass filled ABS housing is styled to match today's black trimmed cars, trucks and vans. New interior seal with bezel applied pressure makes this popular style more rugged than ever. Particularly suitable for use in corrosive and dusty environs. The "I" is for "IMPROVED."

** PN-95-07-021 Amber Driving Available for Canada

Fog Beam 500'

Driving Beam 5000'

Reflective Range



Indicates dimensions of beam high intensity zone only; does not represent fringe illumination capabilities.




PN 92-16-02 Clear Fog



PN 92-20-02 Amber Fog



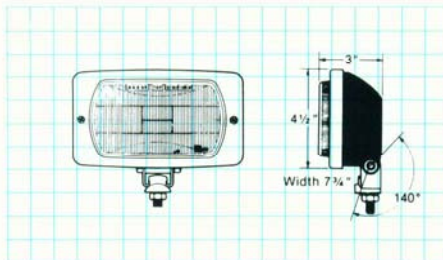
PN 92-01-14 Stone Shield



Available in individual carton or complete display pak kit.



PN 92-08-02 Clear Driving



- H2 bulb*
- ABS housing with black crackle finish
- Omni-directional mounting hardware
- Dual non-polarized stainless steel terminals

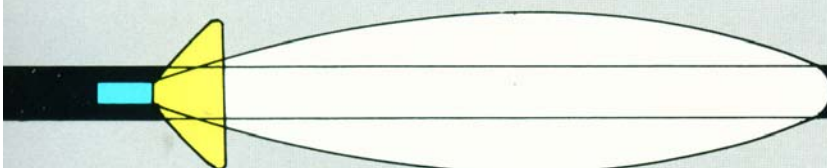
*Special Note: page 14

The next generation. Bigger and in many ways a better choice for new-sized pickups and 4-wheel drives. New photometrics, designed specifically for U. S. cars and roads, project a wide, homogeneous blanket of light the full width of the road and both shoulders. Water-and air-tight seal prevents ingress of moisture in foul weather or dirt and grime offroad. Because of the width of the beam, this is an outstanding choice for areas where wildlife present a hazard to nighttime driving.

Fog Beam 550'

Driving Beam 5500'

Reflective Range



Indicates dimensions of beam high intensity zone only; does not represent fringe illumination capabilities.



PN 17-20-02 Amber Fog



PN 17-08-02 Clear Driving **



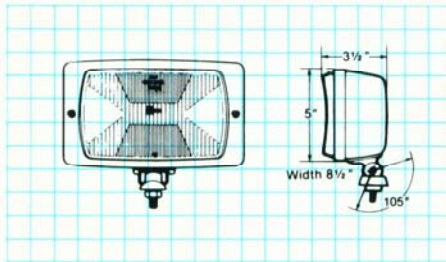
PN 17-01-14



Available in individual carton or display pak kit.



PN 17-16-02 Clear Fog



- H2 bulb*
- Steel housing with painted finish
- Single lead wiring

*Special Note: page 14

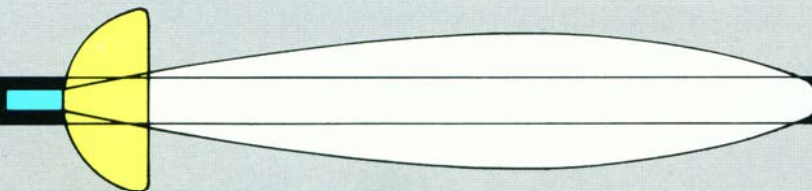
A “big” rectangular lamp to tackle big jobs. Tough, too. Made for vehicles used where brutal punishment is a way of life. Heavy gauge, reinforced metal makes this housing virtually indestructible. Painted finish allows you to match the color to your show trucks and vans. A workhorse of a lamp with showhorse potential and a great choice for durability testing situations.

** PN 17-07-02 Amber Driving available for Canada

Fog Beam 575'

Driving Beam 5750'

Reflective Ranges



Indicates dimensions of beam high intensity zone only; does not represent fringe illumination capabilities.

Series 275




PN 72-20-02 Amber Fog



PN 72-16-02 Clear Fog



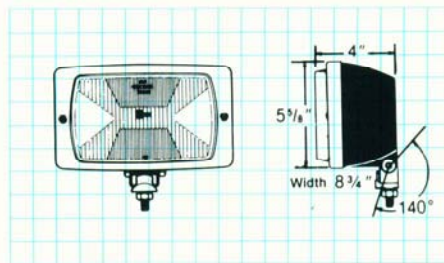
PN 72-01-14



Available in individual carton or display pak kit.



PN 72-08-02 Clear Driving



- H2 bulb*
- ABS housing with black crackle finish
- Dual non-polarized stainless steel terminals

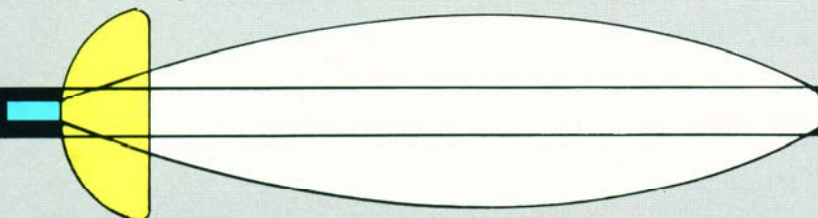
*Special Note: page 14

The next generation. "Magnum" of CIBIE rectangular lights. Photometrics especially designed wide for U.S. roadways. Water and airtight seal prevents ingress of moisture and dust and dampens vibration on rough terrain. 18% glass filled ABS housing utilizes reinforcement struts to take the extra load. A perfect choice for all heavy duty applications: full-sized pickups, semi-tractors, motor homes, and all off-road racing, agricultural, industrial and municipal equipment.


Fog Beam 650'

Driving Beam 6000'

Reflective Range



Indicates dimensions of beam high intensity zone only; does not represent fringe illumination capabilities.



PN 45-16-02 Clear Fog



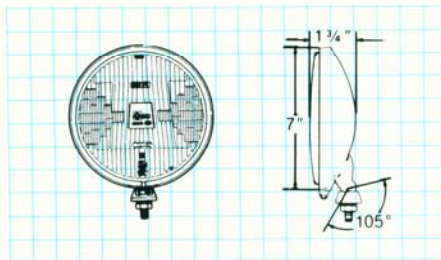
PN 45-08-02 Clear Driving



PN 45-01-14



PN 45-20-02 Amber Fog



***SPECIAL NOTE:** The H2 bulb supplied in all CIBIE lamps, except Oscar and Super Oscar, has the highest lumen to watt ratio of any automotive bulb manufactured, making it absolutely the most powerful light source available today in an automotive accessory lamp.

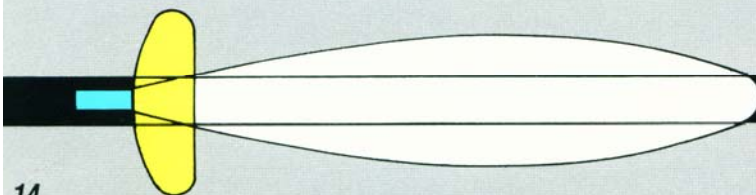
- H2 bulb*
- Stainless steel housing with chrome finish
- Single lead wiring

Big light performance with a super slimline profile. The right choice for the tightest places. Installation's a snap even if mounting space is limited. The 7-inch reflector uses multiple parabola to project a startlingly powerful beam. All chrome housing guarantees first rate appearance and first rate durability. One of the best kept secrets in the CIBIE line, this lamp might have originated the phrase, "good things come in small packages."

Fog Beam 400'

Driving Beam 5000'

Reflective Range



Indicates dimensions of beam high intensity zone only; does not represent fringe illumination capabilities.




PN 19-08-02 Clear Driving



PN 19-11-02 Clear Pencil



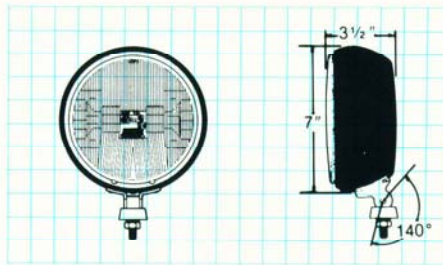
PN 19-01-14



Available in individual carton or display pak kit.



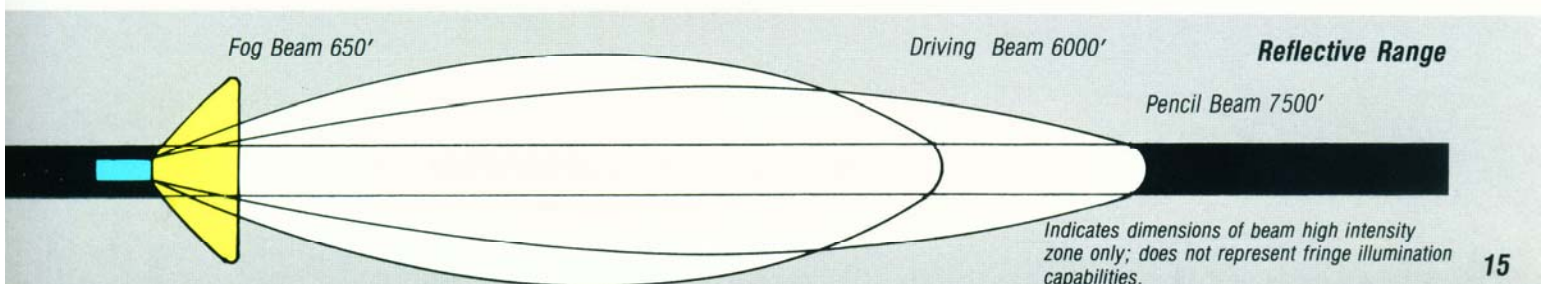
PN 19-16-02 Clear Fog Shown PN 19-20-02 Amber Fog Available



- H2 bulb*
- Steel housing with black crackle finish
- Dual lead wiring
- Tin plated terminals with hypalon insulation

*Special Note: page 14

The first of the new generation of CIBIE "Outperformers," Oscar+ features new technology prescription photometrics and uses the world's most powerful automotive bulb, the H2, to project the widest beam possible in a driving pattern — with no compromise on performance. Trim profile makes this big lamp go where bigger brothers Oscar and Super Oscar just won't fit. For new sized cars, trucks, vans and 4 × 4's. For everyone interested in serious lighting, Oscar+ is a whole new way of light.





PN 18-11-02 Clear Pencil



PN 18-01-14

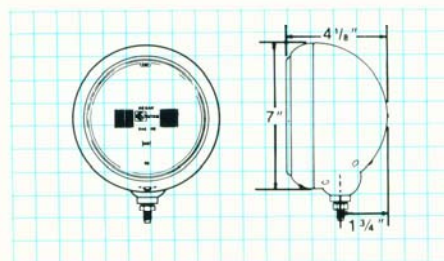


Available in SPECIAL display pak two-lamp kit.

* **SPECIAL NOTE:** The H1 bulb featured in both the CIBIE Oscar and Super Oscar is the granddaddy of halogen lighting. Most rugged of all halogen bulbs, it is designed to stand up to the rigors of running through the desert at 100 mph, around Daytona at 230 mph, or through a swamp at 3 mph.



PN-18-08-02 Clear Driving



- H1 bulb*
- Steel housing with painted finish
- Single lead wiring

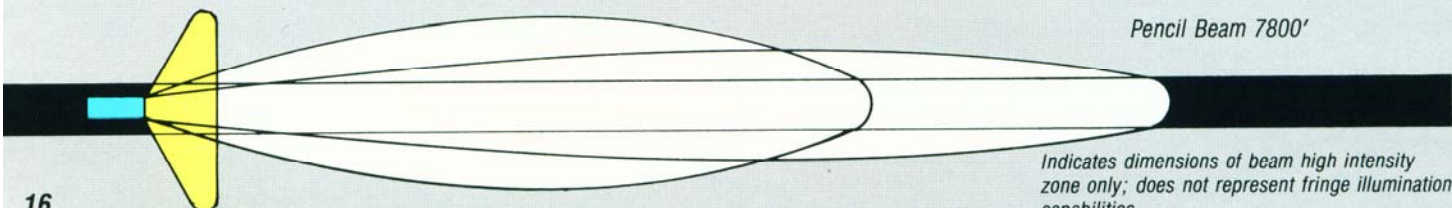
All steel construction makes this lamp the first choice of the "professional" driver. Whether trucker or racer or rallyist or offroader, the professional has come to depend on "Oscar" to help him do the job. This lamp challenges darkness. In fact, it inspired the CIBIE performance theme "command daylight at the flip of a switch!" With a painted metal housing, it can be color coded to match your vehicle. Ideal for show trucks. Great for roll bars. A big lamp that performs in a class by itself.

Fog Beam 600'

Driving Beam 5500'

Reflective Range


Pencil Beam 7800'



Indicates dimensions of beam high intensity zone only; does not represent fringe illumination capabilities.

Super Oscar


Series 200



PN 20-11-02 Clear Pencil



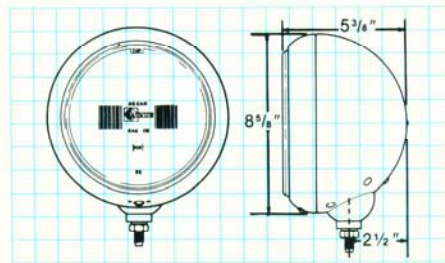
PN 20-01-14



PN 20-01-19



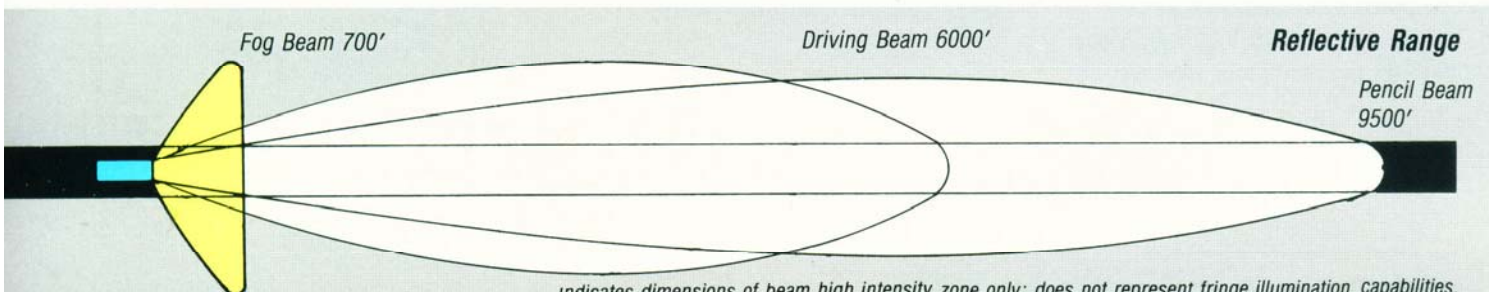
PN 20-08-02 Clear Driving



- H1 bulb*
- Steel housing with black crackle finish
- Single lead wiring

Unmatched in light output, similar in construction to Oscar but bigger, this lamp does everything Oscar does — and more! Super Oscar will let you go the distance. Like all CIBIE lamps, but in particular, like all in the Oscar series, this lamp has been race proven at the world's most prestigious motorsports events. From LeMans to Daytona. From Monte Carlo to the POR. From the Baja to the Mint. If you've got the room, this is the light. Nobody has one better.

SPECIAL NOTE: Both Oscar, Series 180, and Super Oscar, Series 200, lamps are available primarily for racing applications with long range driving and extra long range pencil beam lenses. Both are additionally available with clear and amber fog lenses, but, because demand is limited, so is supply. If you anticipate an extraordinary requirement, please give us time to fill your order.



indicates dimensions of beam high intensity zone only; does not represent fringe illumination capabilities.

Rear Lighting

Regloscope



PN 12-36-02



PN 30-36-02

Clear rectangular back-up lamp throws a brilliant wide angle white beam to light up the area behind a vehicle for safe, easy backing.

Both lamps mount directly to bumper or bodywork or onto bracket supplied.

*Bulb: B
Dimensions: 4 5/8 x 2 3/8 x 2 1/8"*

Rectangular red rear fog lamp projects a brilliant red haze behind a vehicle to protect a driver from rear end collision when visibility is bad due to rain, fog, snow or dust.

Rear fog lamp is available in kit with switch and wiring.
PN 30-36-05

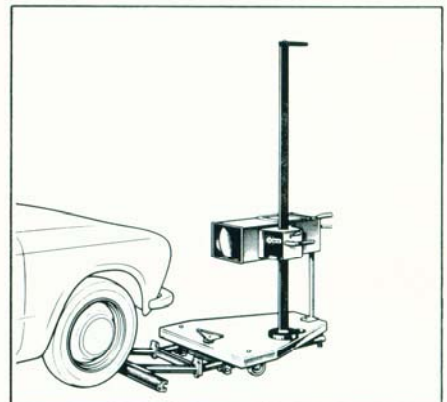
*Another Direction —
To See and Be Seen*



PN 928-00-702

Used at every major road racing and rally course in the world. The CIBIE regloscope is far and away the best optical aiming device available in the world. And, it is the easiest to use.

Easily adjustable to any height. Equipped with a go/no go vertical height safety meter. With all necessary equipment and a simple instruction booklet, the regloscope can make anyone a headlight aiming expert.




The only requirement for accurate aiming is that the regloscope and the vehicle be on the same plane.

Air Horns



*Three Trumpet
Aluminum PN 940-10-011*



*Two trumpet
Aluminum PN 940-00-571
Chrome PN 940-00-491*

Supplied by our sister company, MARCHAL, these hypersonic air horns go one more step toward letting the other guy know that you're there. For competition or recreational use, they combine good looks with ear-splitting performance. Loudest of

their type, they produce a strong, penetrating European sound.

Easy to install, complete kits include: trumpets, compressor, relay and mounting hardware.



"Affordable Quality" European Halogens in Convenient Kits

- Rugged Construction
- Lead Crystal Lens
- Halogen Bulb
- 4-Way Swivel Mount
- Matte Black Finish
- Protective Stone Shield
- Easy Installation Instructions

The American automotive aftermarket consumer has long recognized the superior quality of European manufactured halogen lighting products. Now, KINBY offers that same superior European halogen quality at affordable prices.

KINBY halogen lamps are manufactured in Spain — where labor is less expensive, but lighting standards are just as tough as France, the acclaimed leader in the field. As a result, KINBY offers the American consumer more of what he needs most in today's marketplace — VALUE!

KINBY offers European halogen quality at a competitive price. KINBY offers better than two lamps for the price of one because lamps are packaged for shopper convenience in complete kits.

KITS COMPLETE WITH: two lamps, two bulbs, two protective stone shields, complete wiring, illuminated rocker switch, mounting panel, relay and new, written-especially-for-the-American-consumer, easy-to-follow installation instruction sheet.

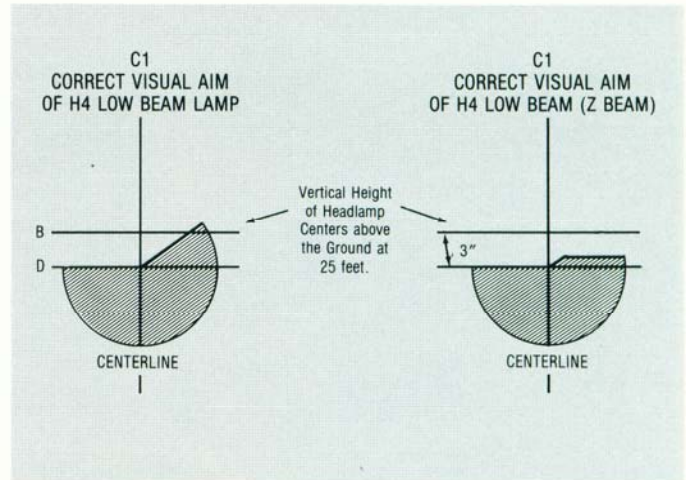
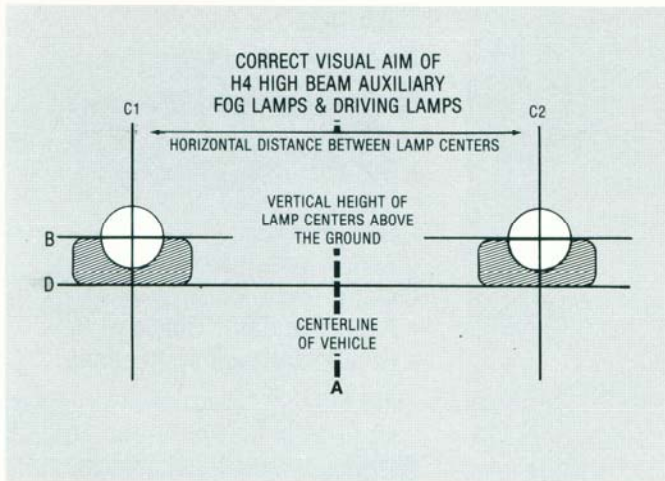


KINBY's red rear fog lamp puts halogen brightness to work to project a penetrating and brilliant red light behind a vehicle. Protects a driver from overtaking traffic when visibility is bad.

Also an excellent forward light for police, fire and emergency vehicles.

Available in blue for police use in the U. S. and for Canada.

| <i>Description</i> | <i>Bulb</i> | <i>Part No.</i> |
|----------------------------|---------------|-----------------|
| <i>Fog Amber Kit</i> | H3 12V 55W | FB 0216 |
| <i>Fog Clear Kit</i> | H3 12V 55W | FB 0213 |
| <i>Driving Kit</i> | H3 12V 55W | FB 0219 |
| <i>Red Rear Fog Single</i> | H3 12V 55W | GD 01 67 |

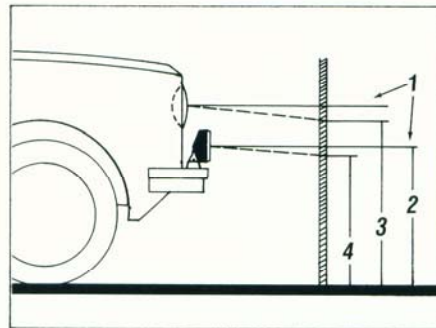


AIMING IS IMPORTANT. YOUR LIGHTS ARE DANGEROUS AND INEFFECTIVE WHEN IMPROPERLY AIMED.

CIBIE lights can be aimed most accurately with an optical aiming machine. When this is not possible, they can be visually aimed by shining them on a wall or garage door which acts as an aiming screen. With either method it is necessary to prepare the vehicle as follows:

- **Fill the gas tank.**
- **Equalize tire pressure.**
- **Park the vehicle on a flat, level surface facing a wall, 25 feet away.**
- **Leave a normal load in the vehicle.**
- **Rock the vehicle from side to side to settle the suspension.**

Mark a vertical line (A) on a wall at the center of your vehicle. Mark a horizontal line (B) on the wall at the same height as the centers of your lamps. Mark vertical lines (C1 and C2) on the wall at the center of each of your lamps. Mark horizontal line (D) on the wall three inches below Line B.



- 1) Vertical height of lamp centers above the ground
- 2) Max. height for Driving Lamps
- 3) Vertical height of headlight 3" below center of lamp
- 4) Max. height for Fog Lamps

Low Beams

The correct visual aim for low beams is with the top edge of the beam at horizontal D. The point at which the cutoff begins to rise to the right should be located straight ahead of the lamp at the intersection of D and C.

High Beams

The correct visual aim for high beams is with the center of the high intensity zone at horizontal, straight ahead of the lamp as indicated by circles at C1 and C2. When aiming high beams on a four headlamp system, cover the adjacent headlights with an opaque material.

Auxiliary Lamps

To aim your lamps, turn the lamp to be aimed on and cover or turn off all other lamps.

Loosen the nuts on the mounting bolts and move the lamps until light falls into the place recommended by the aiming diagram.

— For Fog Lamps: light should fall between lines B and D as indicated by shaded rectangles.

— For Driving Lamps: light should fall straight ahead of the lamps at the intersections of Lines B and C1 and C2 as indicated by circles.

Tighten the nuts on the mounting bolts securely when the aiming is completed.

Your installation is complete — the nighttime road is yours.

CIBIE Clear Fog lamps are approved for street use in all 50 states. All other CIBIE auxiliary lamps are approved for and restricted to off-road application in some states. Please consult local authorities for regulations in your state.

Accessories

Relays

Protect against power surges, high voltage arcing of switch contacts and electrical overloads. Permit automatic switching of auxiliary lamps with high beams, low beams, etc. Highly recommended. 6 volt Part No. 04-00-01. (A)
12 volt Part No. 04-00-02. (B)

Installation Kits

Kit A: Includes complete assortment of solderless terminals, cable ties, in-line fuse, 25' of 14 ga. wire and on-off-on toggle switch with mounting panel. With in-depth instruction sheet. (C) Part No. 10-57-00.

Kit B: Same as Kit A except on-off-on toggle switch is replaced with a rocker switch that lights up when on. 12 Volt only. (D) Part No. 10-56-02.

Kit C: Not shown. Same as Kit B with a 12-volt relay. Recommended for one package customer shopping. Part No. 10-58-00.

Illuminated Rocker Switch

On-off rocker switch with built-in reminder lamp. Mounts in dash or with panel provided. Part No. 05-56-02 (12 volt only). (E)

Toggle Switches

High capacity toggle switches. Mount in dash or with panel included.

On-Off Function—Part No. 05-55-00.

On-Off-On Function—Part No. 05-57-00. (F-G)

Assorted Solderless Terminals

Selected assortment of solderless

terminals and cable ties. Part No. 11-96-00. (H)

Heavy Duty Wire

25 foot coil of 14 gauge wire. Prevents voltage drops and current loss for maximum performance. Part No. 06-68-00. (I)

Mounting Brackets

Plated brackets allow for quick easy mounting. Universal Bracket Part No. 08-61-00 / "L" Bracket Part No. 08-64-00 / Frame (for 95's) Part No. 08-65-00 / Frame (for 175's) Part No. 08-66-00. (J)

Stabilizer Struts

Prevents vibration of auxiliary lamps resulting from weak mounting or road shock. Cadmium plated, non-corroding, adjustable. Part No. 09-61-00. (K)

NEW! Not shown. Stainless steel, non-corroding. With right hand threads on one end and left hand threads on the other so that attaching ends are counter rotating to facilitate aiming adjustments of lamps with rod in place. Part No. 09-62-00.

Replacement Stone Shields


Impact resistant lens covers protect against breakage from stones and other flying objects. Grille guards can be used with lights turned on. Available for Series 35, 135 and 200. For part numbers, refer to pages 8 through 17. (L)

"Lamp Locks"

Anti-theft lock nut system for CIBIE auxiliary lamps. Deter theft. Fit all models. Part No. 14-80-00.







NEW—LED illuminated push-on / push-off switch slides easily into 1/2" drill hole on dash. No cutting required.
(12 volt only) PN 05-59-00



Specifications and Performance Data - Headlights

Replacement Parts

| FRONT VIEW | DESCRIPTION | PART NO. | STANDARD EQUIPMENT BULB | | | REF'L** RANGE | LENS/ REFLECTOR | BONNET | ADAPTER |
|---|---|-----------------|-------------------------|-------|-------|---------------|-----------------|----------|----------|
| | | | TYPE | WATTS | AMPS* | | | | |
|  | Single Rectangular System 7 x 6" BOBI* Sealed hi/low replacement automotive headlamp. Non-sealed version for motorcycle & off road use (A) | 76-44-02 | H4 | 55 | 4.2 | 1400' Low | 76-44-07 | 03-00-22 | N/A |
| | | 76-44-05 | | 60 | 4.5 | 4750' High | 76-28-07 | 03-00-22 | N/A |
| | | 76-28-02M | | | | | | | |
|  | Single Round System 7" Dia. BOBI* Sealed hi/low replacement automotive headlamp. Non-sealed Z-beam version for motorcycle & off road use (A) | 70-44-02 | H4 | 55 | 4.2 | 1300' Low | 70-44-07 | 03-00-22 | N/A |
| | | 70-44-05 | | 60 | 4.5 | 4500' High | 70-34-07 | 03-00-22 | N/A |
| | | 70-34-02 | | | | | | | |
|  | Double Rectangular System 4 x 6" Semi-sealed hi/low replacement headlamp for motorcycle or off road use (A) High Beam (B) | 46-28-02 | H4 | 55 | 4.2 | 1050' Low | 46-28-07 | 03-00-22 | 46-01-36 |
| | | | | 60 | 4.5 | 3250' High | | | |
| | | 46-30-02 | H1 | 55 | 4.2 | 5500' High | 46-30-07 | 03-00-24 | 57-30-35 |
|  | Double Round System 5 1/4" Dia Semi-sealed hi/low replacement headlamp for motorcycle or off road use (A) - Flat Face (A) High Beam - Curved Face (B) - Flat Face (B) | 57-28-02 | H4 | 55 | 4.2 | 950' Low | 57-28-07 | 03-00-22 | N/A |
| | | 57-38-02 | | 60 | 4.5 | 3400' High | | | |
| | | 57-30-02 | H1 | 55 | 4.2 | 8600' High | 57-38-07 | 03-00-24 | 57-30-35 |
| | | 57-32-02 | | 60 | 4.5 | 6800' High | 57-30-07 | | |
| | | | | | | | 57-32-07 | | |

(A) **In the U.S.A.**
WARNING: This headlamp is certified to comply with Federal Motor Vehicle Safety Standard 108 for use only as a headlamp on motorcycles. It is not certified, and may not lawfully be sold for use as a headlamp on cars, multi-purpose passenger vehicles, trucks or

buses. It may be sold for use on off-road vehicles which have not been certified to conform to Federal Motor Vehicle Safety Standards.

In Canada
This headlamp complies in full with Canadian Motor Vehicle Safety Standard 108.1 for on-highway use on all vehicles.

(B) **In the U.S.A.**
WARNING: This headlamp is not certified as meeting any Federal Motor Vehicle Safety Standard. It may not lawfully be sold for use as a headlamp on any motor vehicle. It may be sold for use on off-road vehicles which have not been certified to conform to Federal Motor Vehicle Safety Standards.


In Canada
This headlamp complies in full with Canadian Motor Vehicle Safety Standard 108.1 for on-highway use on all vehicles.

*At typical vehicle voltage.


Bold-face numbers indicate convenient Twin Pak Kits.

**Indicates dimensions of high intensity zone only; does not represent fringe illumination capabilities.

REAR FOG LAMPS


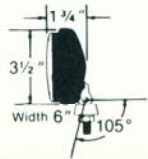

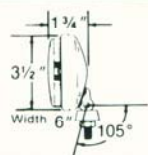
| FRONT VIEW | DESCRIPTION | PART NO. | STANDARD EQUIPMENT BULB | | | BEAM SPREAD |
|---|--|------------------------|-------------------------|----|-----|-------------|
|  | Red lens in plastic housing, chrome plated. Kit includes 1 lamp, wiring kit and switch. | 30-36-02 30-36-05 + | B | 21 | 1.6 | 120° |




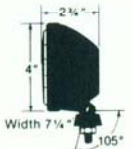



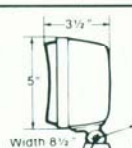

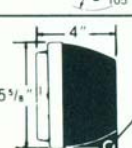



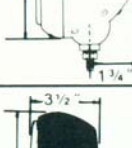


BACK UP LAMPS

| | | | | | | |
|---|---|----------|---|----|-----|------|
|  | Clear lens in plastic housing, chrome plated. | 12-36-02 | B | 21 | 1.6 | 120° |
|---|---|----------|---|----|-----|------|

Specifications and Performance Data - Auxiliary Lamps

Replacement Parts - Auxiliary Lamps

| FRONT VIEW | DIMENSIONS | SERIES NO. | PART NO. | REF'L RANGE | BEAM SPREAD | LENS/ REFLECTOR | HOUSING | BEZEL | STONE SHIELD | BULB HOLDER |
|---|---|------------|------------------|-------------|-------------|-----------------|-------------------------|-------------------------------|------------------------------|-------------|
|  |  | 35 D/C | 35-08-02B | 4400' | 12°V x 12°H | 35-08-07 | 35-01-10B (Black Metal) | Integral with Lens/ Reflector | 35-01-14B Grille 35-01-19 | 02-00-30 |
| | | | 35-08-05B | 400' | 14°V x 82°H | 35-16-07 | | | | |
| | | 35 F/C | 35-16-02B | 400' | 14°V x 82°H | 35-20-07 | | | | |
| | | | 35-16-05B | 400' | 14°V x 82°H | 35-20-07 | | | | |
|  |  | 135 D/C | 35-08-02 | 4400' | 12°V x 12°H | 35-08-07 | 35-01-10 (Chrome) | Integral with Lens/ Reflector | 35-01-14 Grille 35-01-19 | 02-00-30 |
| | | | 35-08-05 | 400' | 14°V x 82°H | 35-16-07 | | | | |
| | | 135 F/C | 35-16-02 | 400' | 14°V x 82°H | 35-20-07 | | | | |
| | | | 35-16-05 | 400' | 14°V x 82°H | 35-20-07 | | | | |
| | | 135 F/A | 35-20-02 | 400' | 14°V x 82°H | 35-20-07 | | | | |
| | | | 35-20-05 | | | | | | | |

| FRONT VIEW | DIMENSIONS | SERIES NO. | PART NO. | REF'L RANGE | BEAM SPREAD | LENS/ REFLECTOR | HOUSING | BEZEL | STONE SHIELD | BULB HOLDER |
|---|---|---|--|--------------------------------|--|---|--|----------------------|--------------------------------|-------------------------------|
|  |  | 45 D/C 45 F/C 45 F/A | 45-08-02 45-16-02 45-20-02 | 5000' 400' 400' | 12°V x 16°H 14°V x 100°H 14°V x 100°H | 45-08-07 45-16-07 45-20-07 | 45-01-10 (Chrome) | 45-01-09 (Chrome) | 45-01-14 | 02-00-30 |
|  |  | 95 I D/C 95 I F/C 95 I F/A | 95-08-02-I 95-08-05-I 95-16-02-I 95-16-05-I 95-20-02-I 95-20-05-I | 5000' 500' 500' | 10°V x 15°H 10°V x 92°H 10°V x 92°H | 95-08-07 I 95-16-07 I 95-20-07 I | 95-01-10 I (Black ABS) | 95-01-09 I | 95-01-14 I | 02-00-31 |
|  |  | 195 D/C 195 F/C 195 F/A | 92-08-02 92-08-05 92-16-02 92-16-05 92-20-02 92-20-05 | 5500' 550' 550' | 10°V x 20°H 10°V x 100°H 10°V x 100°H | 92-08-07 92-16-07 92-20-07 | 92-01-10 (Black ABS) | 92-01-09 | 92-01-14 | 02-00-31 |
|  |  | 175 D/C 175 F/C 175 F/A | 17-08-02 17-08-05 17-16-02 17-16-05 17-20-02 17-20-05 | 5750' 575' 575' | 11°V x 16°H 8°V x 120°H 8°V x 120°H | 17-08-07 17-16-07 17-20-07 | 17-01-10 (Painted Metal) | 17-01-09 (Chrome) | 17-01-14 | 02-00-31 |
|  |  | 275 D/C 275 F/C 275 F/A | 72-08-02 72-08-05 72-16-02 72-16-05 72-20-02 72-20-05 | 6000' 650' 650' | 11°V x 24°H 8°V x 120°H 8°V x 120°H | 72-08-07 72-16-07 72-20-07 | 72-01-10 (Black ABS) | 72-01-09 (Chrome) | 72-01-14 | 02-00-31 |
|  |  | Oscar 180 D/C 180 P/C 180 F/C 180 F/A | 18-08-02 18-08-05 18-11-02 18-11-05 18-16-02 18-16-05 18-20-02 18-20-05 | 5500' 7800' 600' 600' | 14°V x 24°H 12°V x 12°H 10°V x 88°H 10°V x 88°H | 18-08-07 18-11-07 18-16-07 18-20-07 | 18-01-10 (Painted Metal) | 18-01-09 (Chrome) | 18-01-14 | Integral with Lens/ Reflector |
|  |  | Oscar + 190 D/C 190 P/C 190 F/C 190 F/A | 19-08-02 19-08-05 19-11-02 19-11-05 19-16-02 19-16-05 19-20-02 19-20-05 | 6000' 7500' 650' 650' | 12°V x 30°H 15°V x 15°H 8°V x 92°H 8°V x 92°H | 19-08-07 19-11-07 19-16-07 19-20-07 | 19-01-10 (Wrinkle Finish Black Metal) | 19-01-09 (Chrome) | 19-01-14 | 02-00-31 |
|  |  | Super Oscar 200 D/C 200 P/C 200 F/C 200 F/A | 20-08-02 20-11-02 20-16-02 20-20-02 | 6000' 9500' 700' 700' | 10°V x 34°H 13°V x 13°H 10°V x 98°H 10°V x 98°H | 20-08-07 20-11-07 20-16-07 20-20-07 | 20-01-10 (Painted Metal) | 20-01-09 (Chrome) | 20-01-14 Grille 20-01-19 | Integral with Lens/ Reflector |

BOLD FACE NUMBERS INDICATE COMPLETE KITS. Kits contain two lamps, switch, relay, wire and all necessary connectors and ties.

Key to Abbreviations:
D/C Driving Lamp (Clear Lens) • F/C Fog Lamp (Clear Lens)
F/A Fog Lamp (Amber Lens) • P/C Pencil Beam (Clear Lens)

SOME THOUGHTS ABOUT YOUR ELECTRICAL SYSTEM

Before adding any accessory to your electrical system it is advisable to consider the additional current required for its operation. A voltmeter can be used to monitor the operation of your electrical system. For optimum performance, voltage should remain between 12.5v and 13.5v when all electrical devices are functioning at the same time.



ONE YEAR LIMITED WARRANTY

WARRANTY AND DURATION: CIBIE warrants CIBIE lights to the original purchaser for a period of one (1) year from the original purchase date.

WARRANTY COVERAGE: CIBIE lights equipped with 12V.55 or 55/60 watt bulbs are approved and warranted against defective materials or workmanship, lenses are covered only for stress cracks. Bulbs are guaranteed **only against** air leakage, in which case the interior of the bulb turns a milky-white color. No other warranty on bulb life is expressed or implied. This warranty is void if the light has been tampered with, improperly installed, subjected to misuse, negligence or accidental damage.

REPAIR OR REPLACEMENT: During the above year, your CIBIE light will either be repaired or replaced when the complete light is returned, postage paid, accompanied by the proof of purchase, to your CIBIE dealer.

DISCLAIMERS: Under no circumstances will CIBIE be liable for incidental or consequential costs, expenses or damages incurred by the purchaser. Products, parts, advice, assistance or service which CIBIE furnishes is a business courtesy, but not required. Some states do not allow the exclusion of limitation or consequential damages, so the above may not apply to you.

This warranty gives you specific legal rights and you may also have other rights that vary from state to state.

SEV CORPORATION
33201 Harper Avenue
St. Clair Shores, MI 48082
(313) 294-1700

PN 81-97-49

an activity of

